



**dasso**

by **Deck-Max™**

Global Innovator of Bamboo Products

# One Stop Shop Fused Bamboo Decking Package

“The Market  
Leaders  
in Decking”



RESIDENTIAL AND COMMERCIAL  
APPLICATIONS

Deck-Max™ - Deck-Max Pro One Stop Shop Package

Copyright © 2021. All Rights Reserved.



Deck-Max will supply in our One Stop Shop all of the following including the timber decking of your choice.

Packaging of your timber is very important to Deck-Max and we go to extreme lengths to deliver the highest quality timber to you. Our Bamboo is very special and it takes over 1 hour to pack each pack of decking, this includes cardboard caps over every bundle of 3 x boards then a cardboard cover. The final cover is Ply capping and then protective plastic for ultimate protection.





# Deck-Max Kits



20 Kit - Coverage is approx. 20 Square metres based on board width of 100mm.

Includes:

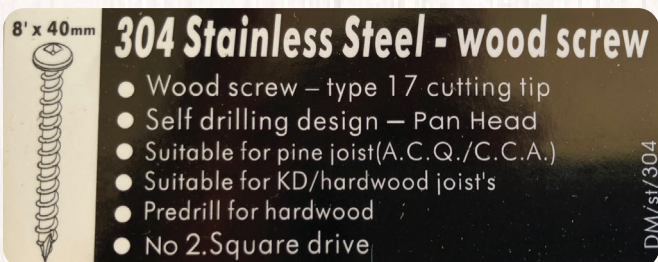
- 420 Deck Clips
- 80 End Match clips (40 pairs)
- 440 Screws
- 4 x 300ml cartridges Adhesive
- 1 x Combo Pack - drill bit & sq. drive
- 30 Butt Joiners



5 Kit - Coverage is approx. 5 Square metres based on board width of 100mm.

Includes:

- 100 Deck Clips
- 20 End Match clips (10 pairs)
- 110 Screws
- 1 x 300ml cartridges Adhesive
- 1 x Combo Pack - drill bit & sq. drive
- 15 Butt Joiners






# What's included in these kits



Pro Decking - Pre Grooved both sides - No more nails or screws in the surface of your deck. You can choose 3mm or 5mm gap.



This Tongue & Groove end matching reduces waste by 70%. This allows you to join/float between joists.



Butt Joiners - for mitred corners, picture frame joints, Butt Joints - as used by cabinet makers this makes it stronger.



Screws - Self Drilling timber screws & OR Self drilling for metal frames. Hi Tech design allows for maximum performance. The pan head design delivers the strongest possible torsional strength.



Bostik Ultra Set - 300ml cartridge - coverage approx. 5 square metres. This is used as an acoustic membrane to remove the rattle and squeak between the deck board and the joists.



Combo Pack - 1 x 100mm long drill bit x 3mm + 1 x 50mm # 2 square drive bit. One stop shop to be sure you are supplied the with all the correct tools.



# Standard accessories included in your decking job package



## CounterBore Tool

This is the fixing method for the first board and the last board as you cannot be fix with a biscuit, So you come in approx 20mm prepare a hole with this counterBore tool then insert the screw supplied and finish with the wood plug. This prepares the perfect hole to match the DeckMax Wood Plug & Screw.



## Wood Plug Kit

Includes 50 plugs + 50 screws #DM 4277  
This is the perfect way to start the deck as the first board cannot use a clip - leaves beautiful finish on the top of the deck. Be sure to run a little UltraSet around the rim of the plug before you tap into the hole.



## Drill Bits

Replacement drill bits for the CounterBore tool Pack of 3. # DM 4280



## Square Drive bits

2 x 100mm long # 2 square drive bits Best for excellent visual into the screw head. # DM 4154




## Bostik Wipes

This is perfect to remove any Ultra set off the deck, your tools and hands. # DM 2014



# Decking Clamps



These Deck Clamps are essential for keeping the gap setting as you install the boards. See videos on the website.

## Timber Deck Inclusion of our Coatings



### Start Up Kits

1. Applicator with handle, tray, bags of rags
2. Broom & Bucket



### Step # 1 - Bamboo Cleaner

This is applied by wetting the boards then in a dilution of 1 part Cleaner : 5 parts water. Spray the deck then broom in the cleaner to the surface keeping it wet at all times.

Be sure to remove all cleaner well after brooming, see WOCA application Data Sheet.



### Step # 2 - Coatings

The only recommended oil to be used on Bamboo is WOCA oil - this can be found in many tinted colours and offer a very natural oil and does not leave a skin on the surface.



Bucket & Broom



Replacement Applicator Head



Applicator & Handle